

Art 203: Ritual/Pilgrimage Observation Project

Getting Started:

- You will find that tracking down information on this particular topic involves trying out a variety of databases. In some you will find many useful sources; in others just one or two.
- Remember that if you find a good source on your topic, to check its bibliography. You can see whether any of the items listed will be useful for your project also.
- Many of the examples below use the name of a specific ritual, religion and pilgrimage to search. You could broaden your search to all pilgrimages or all rituals if you are searching for ideas. You can also limit your search by picking a specific historical pilgrimage or a cultural/religious area of interest- such as Christianity, Buddhism, Japanese tea ceremony, etc. Just remember, the library may not have books on all the topics you choose but do not be discouraged. There are many databases and reference books you can use for your project.

Books- NCC Library

NASCAT

- Lists every book (and film, CD, etc.) owned by the library
- Includes both print and e-books
- Search by title, author, subject, keyword, etc.

Search type: **Search term(s):**

Words in Author
 Author (lastname, firstname)
Words in Subject
 Subject begins with...
 Words in Series Name
 Series name begins with...
 Words in Publisher Name
 Publisher

pilgrimages

Examples:
 old sea Hemingway

Words adjacent? No Yes

Go Clear

Records 1 - 10 of 24 (maximum display and sort is 20000 records) [Jump to #](#)

Select All		Deselect		View Selected		Create Subset		Add to Basket	
#	Cover	Author	Title Link to Full Record	Year	Call Num				
1		Chaucer, Geoffrey,	The Canterbury tales : a selection /	2008	PR1867 .W48 2008				
2		Galland, China.	Longing for darkness : Tara and the Black Madonna, a ten-year journey /	2007	BL473.5 .G35 2007				
3		Chaucer, Geoffrey,	The Canterbury tales /	2003	PR1870.A1 C6 2003				

Subject

- [Muslim pilgrims and pilgrimages -- Saudi Arabia -- Mecca.](#)
- [Mecca \(Saudi Arabia\)](#)
- [Video recordings for the hearing impaired.](#)
- [Documentary television programs.](#)

Clicking on the title of a book will allow you to see the call number and the full record. Look at the subject in the record to see a list of headings. This can often help you to narrow down your topic. In the example above, **Muslim pilgrims and pilgrimages- Saudi Arabia—Mecca** would also be a good search since it focuses upon a particular religion and location.

Articles: from journals, magazines and newspapers

History Resource Center World:

- This database integrates reference sources from the gale group, along with full-text articles from more than 100 academic journals, maps and images. You will be able to view Primary sources from this database.

Searching example:

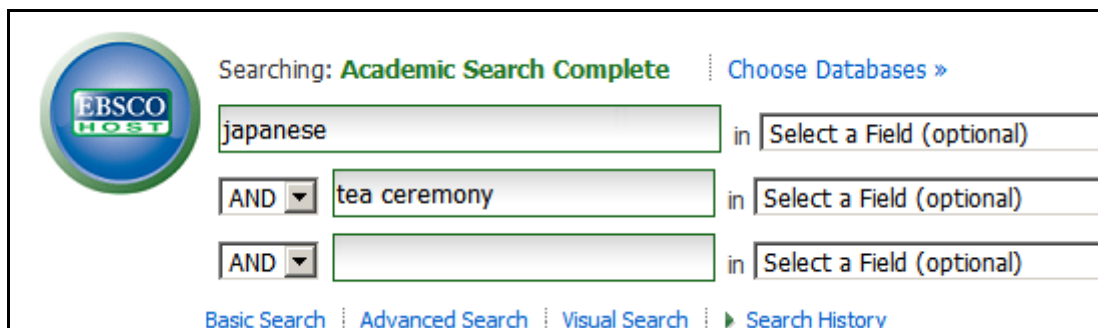
- Use the advanced search to look for a specific pilgrimage, location or ritual
- **OR** Locate the section on **Religion**
- Select **View all**
- This will allow you to see a wide-list of religions.
- Select **Islam**
- The database will display images, reference books, articles and Primary Sources
- This is a great way to gather information about a specific religion and culture. You can narrow your search by selecting specific periodicals or by selecting a related topic.

Academic Search Complete:

- This database has a collection of peer-reviewed journals, magazines, reports, conference proceedings and government documents. It covers a wide-range of topics.

Searching example:



- Go to *advanced search* and enter **Japanese Tea Ceremony** as illustrated below.



The screenshot shows the EBSCO Host search interface. On the left is the EBSCO Host logo. The main search area is titled "Searching: Academic Search Complete" with a link "Choose Databases »". Below this are three search rows. The first row has a text input field containing "japanese" and a dropdown menu set to "in" with the text "Select a Field (optional)". The second row has a dropdown menu set to "AND", a text input field containing "tea ceremony", and a dropdown menu set to "in" with the text "Select a Field (optional)". The third row has a dropdown menu set to "AND", an empty text input field, and a dropdown menu set to "in" with the text "Select a Field (optional)". At the bottom of the search area are links for "Basic Search", "Advanced Search", "Visual Search", and "Search History".

- Your results will be displayed on the screen arranged by date.


- The article shown below illustrates how each item will be displayed by title, author, publication, date and with subject headings.
- The icon to the right of each title is a small paper with a magnifying glass. If you let your mouse hover over this icon, an abstract of the article will appear.


3. **Japanese Tea Ceremony**  


By: Yamashita, Tandanori. Harvard Asia Pacific Review, Winter2005, Vol. 7 Issue 2, p10-11, 2p

Subjects: JAPANESE tea ceremony; DRINKING customs; TEA; BEST friends; RITES & ceremonies; BUDDHISM

Database: Academic Search Complete

 Add to folder Relevancy: ■■■■■■■■■■

 PDF Full Text (214KB)

 Link to Full Text

[Check 360 Link for Full Text](#)

Additional Useful Databases:

- Humanities International Complete
- Project Muse
- Academic Search Complete
- Historical New York Times
- Films on Demand (see directions below for setting up an account)
- ARTstor (see directions below for setting up an account)

Some Websites to explore:

<http://hrr.hartsem.edu/ency/Pilgrimage.htm>

<http://www.york.ac.uk/projects/pilgrimage/content/faiths.html>

<http://www.press.uchicago.edu/Misc/Chicago/731278.html>

<http://www2.kenyon.edu/Depts/Religion/Projects/Reln91/Power/Canterbury.htm>

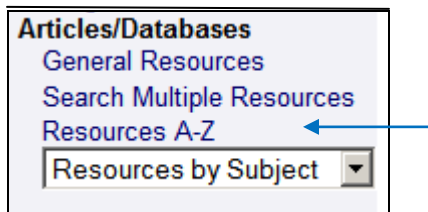
<http://japanese-tea-ceremony.net/>

<http://www.tourismfiji.com/fiji-culture-religion.html>

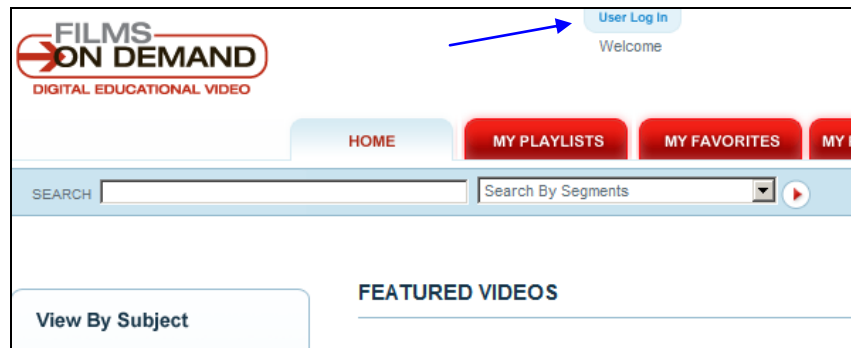
Creating an account with Films on Demand:

You do not need to create an account in order to use **Films on Demand**. However, doing so allows you to create and share playlists and to save your favorite videos.

- Go to the library's homepage. Select **Resources A-Z** from the column on the left.



- Select F to locate **Films on Demand**



- At the top of the page, click on **User Log In**

USER ACCOUNT

Because your institution has access to Films On Demand, you can create a free User Account to take advantage of the powerful tools that the service has to offer. Once you setup your User Account, you will be able to create and share customized playlists, save your favorite videos for quick access, and set your default preferences. To experience the full benefit of Films On Demand, simply click on 'Create a User Account'. If you already have a User Account, log in now to get started.


EXISTING USER LOGIN

User ID/Email

Password

[Forgot your password? Click Here.](#)

NEW USER



- Then select **Create a User Account**

CREATE A NEW USER

First Name

Last Name

Email Address

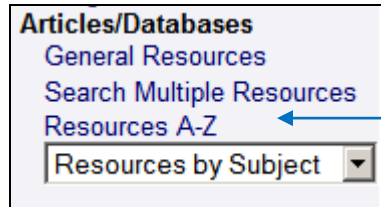
Password

Confirm Password

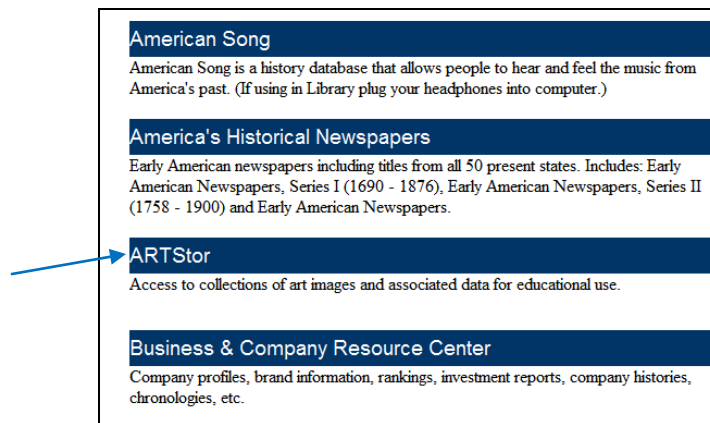
- **Fill out the required information and you're done.**

Creating an account with ARTstor:

You do not need to create an account to use ARTstor, but having one allows you to save images, create folders, share images and export images into presentations. When you create your ARTstor account, you must be on campus. After you have created your account you can access materials from off-campus locations as well.



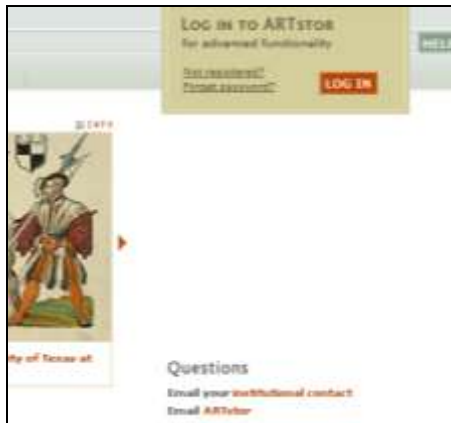
- Go to the library's homepage and select **Resources A-Z** from the column on the left



- Select **ARTstor**



- On the upper right-hand corner of the page, click on **Go**



- Select **Not Registered?**

REGISTER

Email

Confirm Email

Password (7 chars min)

Confirm Password

Yes, send me information about new ARTstor content and tools

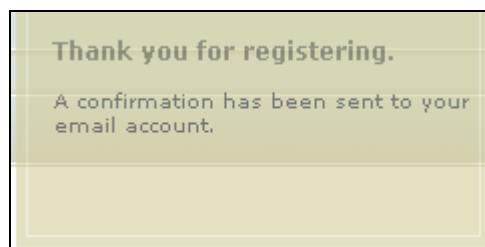
Yes, send me email surveys

We will not give your personal information to any party.
[See Privacy Policy.](#)

Not what you're looking for? Try one of these...

[Already registered? Log in.](#)
[Forgot password?](#)
[Need some help?](#)

Fill out the required information



- Then you're done. You'll get a confirmation email soon afterwards.